



2021 SNOWMOBILES

POLARIS

THE CROWD-PLEASING 2021 POLARIS FAMILY OF SLEDS

Only the original winter warriors could bring you a line-up built entirely from the ride up. It started with a love of the outdoors, a Minnesota winter and the memories with friends that can only be created on the snow. Building the perfect snowmobile has been our obsession since we started in 1954. Time to flip the switch and ignite the fun for 2021.



WE MADE IT SO YOU CAN

LIVE IT.

POLARIS



INDY

PERFORMANCE: PGS. 08-19



RMK

DEEP SNOW: PGS. 20-27



SWITCHBACK

ON & OFF TRAILS: PGS. 28-35



TITAN

ON & OFF TRAILS: PGS. 36-41



VOYAGEUR

RECREATIONAL UTILITY: PGS. 42-45

THE BEST SPORT ON SNOW AND THE BEST TEAM IN THE SPORT.

Polaris Snowmobiles are about more. More time spent exploring. More riding firsts. More thrilling moments. More connection and more appreciation for the escape you can only experience on the snow. We design the best sleds, built by the best team, ridden by the best riders and delivered through the best dealers - making control and confidence come to life on every single ride.



TEAM POLARIS ATHLETES

Elite, professional riders that train and ride all year long. For these athletes, snowmobiling is more than a hobby. It's a way of life.




POLARIS AMBASSADORS

These snow-obsessed riders are driven to share their enthusiasm and knowledge for the sport of snowmobiling.



POLARIS RACERS

Heart pounding, snow flying, full throttle riders pushing the limits each and every race.



AND OF COURSE, YOU.

Whether you're a trail rider, an up and coming racer or simply new to the sport - welcome to the Polaris family

WE MADE IT SO YOU CAN

LIVE IT.

POLARIS





ENGINE CHOICES FOR EVERY RIDER.

Different riders and different styles, that's why we offer a complete line-up of engines. From taking the tightest tree lines in the deep powder with the ultimate responsiveness of our 850 Patriot to cruising the trails with the proven fan-cooled 550, we're proud to deliver the fun factor that keeps you pushing more miles with more reliability and more confidence. Our engines are built to integrate seamlessly with the lightweight and agile Polaris chassis. Most Polaris snowmobiles feature class-leading power-to-weight ratios and set a new benchmark for ultimate performance.

LIBERTY 850 PATRIOT

The 850 Patriot engine was designed from the ground up for class-leading durability, unrivaled acceleration and industry best power-to-weight. The 850 Patriot is the most powerful snowmobile engine ever built by Polaris.


NOW AVAILABLE IN-SEASON



INTRODUCING THE 650 PATRIOT: BORN FROM THE HEART OF A BEAST.

LIBERTY 650 PATRIOT

The new king of the core class has arrived. The all-new 650 Patriot built on the proven 850 architecture is designed to deliver unparalleled durability, refined run quality and a new level of fuel economy. Throttle response is instant, power is pure and acceleration is smooth from first pull to full throttle.



LIBERTY 800 H.O. CLEANFIRE

The "Proven Polaris Benchmark", is part of the Polaris family of Liberty engines built in the USA. This engine was developed in conjunction with the AXYS platform to deliver ultimate responsiveness, performance and quality with class-leading power-to-weight.



LIBERTY 600 CLEANFIRE

The 600 Cleanfire engine is part of the Polaris family of Liberty engines built in the USA. This engine is a 600cc, liquid-cooled, SDI engine that provides proven reliable performance, instant acceleration, easy starting and great response.



550

Proven, durable, fan-cooled engine provides reliable performance at a great value.

INDY

LEGENDARY PERFORMANCE
SIMPLY FUN

For over 40 years, the INDY name has stood for performance. For 2021, the INDY is reborn in the VR1 and XC Launch Edition, built on the Matryx platform with the INDY XCR, INDY XC 129/137 and INDY Adventure 137 built on the AXYS platform.

WE MADE IT SO YOU CAN

LIVE IT.

POLARIS



FORGET WHERE YOU END

AND THE SLED BEGINS.



MATRYX

INDY VR1

DOMINATING TRAIL PERFORMANCE



MATRYX

INDY XC LAUNCH EDITION

THE TRAIL PERFORMANCE BENCHMARK



AXYS

INDY XC

THE TRAIL PERFORMANCE STANDARD



AXYS

INDY SP

THE BEST VALUE IN TRAIL PERFORMANCE



AXYS

INDY ADVENTURE

EXPLORE WHAT'S AROUND THE NEXT CORNER



AXYS

INDY XCR

RACE-PROVEN STRENGTH & DURABILITY



PRO-RIDE

INDY EVO

EVOLVED FOR NEW TRAIL RIDERS



PRO-RIDE

INDY

TRAIL RIDING FUN

INDY

INDY VR1
DOMINATING TRAIL PERFORMANCE

INDY VR1

Introducing the SnowCheck-exclusive INDY VR1 on the all-new rider-first Matryx platform—unlocking the next dimension in dominating trail performance and technology.

The light and rigid Matryx platform, coupled with the powerful 650 and 850 Patriot engines are designed to deliver class leading power to weight ratio for arm-stretching acceleration on the trail or the lake.

Effortless control in any condition is enabled by an all-new, snocross-inspired cockpit proven on the track to reduce effort and improve rider connection to the sled. Ultra-premium Walker Evans Velocity shocks, race inspired IFS and proven Pro-CC rear suspension combine to create the best handling trail sled ever.

FEROCIOUS ACCELERATION
EFFORTLESS CONTROL
INTELLIGENT TECHNOLOGY



MATRYX RIDER FIRST DESIGN
 HANDLING BORN FROM RACE, PERFECTED FOR THE TRAIL

RIDER POSITION
 Our narrowest rider cockpit on the market enables active rider dynamics. The all new seat, tank, and sculpted body panels were developed by riders for a seamless and effortless rider active experience.

WIND PROTECTION
 CFD optimized for improved leg and lower body comfort and protection. Enhanced windshield design for hand protection and less wind buffeting.

PURPOSEFUL DESIGN
 Sleek, purposeful form. Nothing is wasted. Every part has a function. Every detail obsessively perfected.

MATRYX
 PLATFORM

INDY VR1 137/129:
 REDEFINING PERFORMANCE



RIDE COMMAND 7S DISPLAY
 Designed with integrated Ride Command, the 7S Display brings a whole new level of intuitive, touch-screen control and customization with our largest and most sophisticated display yet.

- Ride Command Trail Maps included
- Group Ride Tracking, with or without cellular connection
- Four Customizable Screens
- Bluetooth Connectivity
- 7" Full Color Touch-Screen

NIGHTBLADE HEADLIGHT
 This new headlight brings state of the art lighting technology to Polaris riders. Six projector beam optics deliver precision lighting with an engineered pattern to deliver exceptional visibility for night riding.

SOFT TOUCH LEFT HAND CONTROL AND SMARTWARMERS
 Control the 7S Display and SmartWarmers from the new left hand control. Only with the new Polaris SmartWarmers can you customize three distinct temperature settings and maintain consistent heat throughout your ride.

LOCK & RIDE FLEX SYSTEM
 Our fastest, easiest and most secure accessory-mounting system.

WER® VELOCITY SHOCKS
 All-new Velocity Series shocks deliver the ultimate in control and comfort with enhanced bottoming resistance for the best ride in every condition.

NEW MODEL 2021 **650 INDY VR1 129**
 SNOWCHECK EXCLUSIVE



MATRYX AVAILABLE COLORS
INDY VR1

- > 850 Patriot / 650 Patriot Engine
- > PRO-CC 137 or 129 Rear Suspension
- > 1.25" Ice Ripper XT / 1.35" Cobra / 1.5" Storm 150 Track
- > WER® Velocity IFS Shocks, 2" C/A FTS and Velocity Rear Track Shock
- > Matryx Platform

NEW MODEL 2021 **850 INDY VR1 137**
 SNOWCHECK EXCLUSIVE



INDY VR1

INDY
LEGENDARY PERFORMANCE. SIMPLY FUN.

"THE NEW MATRYX PLATFORM IS INCREDIBLE. THE ABILITY TO MOVE WITH THE SLED IS UNMATCHED."

- MATT SMITS, POLARIS AMBASSADOR



MATRYX
 PLATFORM

NEW MODEL 2021 **850 INDY XC 137**
 LAUNCH EDITION



MATRYX AVAILABLE COLORS

INDY XC 137 LAUNCH EDITION
 THE TRAIL PERFORMANCE BENCHMARK

- > 850 Patriot / 650 Patriot Engine
- > PRO-CC 137 Rear Suspension
- > WER® FORCE IFS and FTS, Velocity Rear Track Shock
- > 1.25" Ice Ripper XT / 1.35" Cobra / 1.5" Storm 150 Track
- > Matryx Platform

AXYS AVAILABLE COLORS

INDY XC 137

THE LEADER IN VERSATILITY AND PERFORMANCE

- > 850 Patriot / 600 Cleanfire Engine
- > PRO-CC 137 Rear Suspension
- > WER® C/A Needle IFS Shocks, Velocity Needle Rear Track Shock
- > 1.25" Ice Ripper XT / 1.35" Cobra / 1.5" Storm 150 Track



2021 **850 INDY XC 137**

2021 **600 INDY SP 137**



AXYS

600 INDY SP 137

THE BEST VALUE IN TRAIL PERFORMANCE

- > 600 Cleanfire Engine
- > PRO-CC 137 Rear Suspension
- > Polaris IFP Shocks
- > 1.25" Ripsaw II Track

WHAT MAKES AN ADVENTURE

PLAN YOUR DAY AROUND BEING LOST IN THE MOMENT

RIDER BALANCED CONTROL

By placing the rider in the right location on the sled, we've built a sled that corners flat without sacrificing the fun factor.

ULTIMATE TRAIL VERSATILITY

The Indy Adventure 137 combines the performance attributes of an Indy XC with seat options, confidence-inspiring skis, and integrated storage options that is every bit as capable riding solo - or two-up.

UNRIVALED ACCELERATION

When developing the AXYS platform, our engineers minimized weight throughout the sled without compromising strength. Combine that with powerful engines and you've got class-leading power-to-weight.

2021 **850 INDY ADVENTURE 137**



AXYS

AVAILABLE COLORS

INDY ADVENTURE 137

EXPLORE WHAT'S AROUND THE NEXT CORNER

- > 850 Patriot / 600 Cleanfire Engine
- > PRO-CC 137 Rear Suspension
- > WER® C/A Needle IFS Shocks, Velocity Needle Rear Track Shock
- > 1.25" Ice Ripper XT / 1.35" Cobra / 1.5" Storm 150 Track
- > Standard Heavy-Duty Front Bumper, Storage & Mirrors

INDY
LEGENDARY PERFORMANCE. SIMPLY FUN.

MATRYX
INDY XC 129 LAUNCH EDITION
 THE TRAIL PERFORMANCE BENCHMARK

- > 850 Patriot / 650 Patriot Engine
- > PRO-CC 129 Rear Suspension
- > WER® FORCE IFS and FTS, Velocity Rear Track Shock
- > 1.25" Ice Ripper XT / 1.35" Cobra / 1.5" Storm 150 Track
- > Matryx Platform

AVAILABLE COLORS



NEW MODEL
 2021 **850 INDY XC 129**
 LAUNCH EDITION

MATRYX
 PLATFORM



INDY XCR
RACE-PROVEN STRENGTH & DURABILITY



AXYS

600 INDY SP 129
 THE BEST VALUE IN TRAIL PERFORMANCE

- > 600 Cleanfire Engine
- > PRO-CC 129 Rear Suspension
- > Polaris IFP Shocks
- > 1.25" Ripsaw II Track



2021 **850 INDY XC 129**

AXYS

INDY XC 129
 THE TRAIL PERFORMANCE STANDARD FOR 40 YEARS



- > 850 Patriot / 600 Cleanfire Engine
- > PRO-CC 129 Rear Suspension
- > WER® C/A Needle IFS Shocks, Velocity Needle Rear Track Shock
- > 1.25" Ice Ripper XT / 1.35" Cobra / 1.5" Storm 150 Track



AXYS

INDY XCR

AVAILABLE COLORS



2021 **850 INDY XCR**

- > 850 Patriot / 600 Cleanfire Engines
- > PRO-CC Rear Suspension
- > Race-Proven, Heavy-Duty Suspension Components
- > 1.25" Ice Ripper XT / 1.35" Cobra / 1.75" Backcountry Track
- > WER® 2" Velocity Hi-Lo IFS and Rear Track Shocks
- > Race-Ready Brake System

INDY 129 / XCR

INDY EVO
EVOLVED FOR NEW TRAIL RIDERS



- PRO-RIDE**
INDY EVO
- > Compact Ergonomics
 - > Easy Steering
 - > Confident Stable Ride
 - > 50 MPH Top Speed
 - > INDY EVO Front Suspension
 - > INDY EVO Skis
 - > Electric Start



2021 INDY EVO



**UNLEASH THE
NEXT GENERATION
ON THE SNOW.**



120 INDY
LEGENDARY FUN FOR YOUTH RIDERS

- > 120cc Four Stroke Engine
- > Safety Tether
- > Adjustable Throttle
- > Underseat Storage



INDY EVO / 120

INDY
LEGENDARY PERFORMANCE. SIMPLY FUN.



2021 550 INDY 121

PRO-RIDE

INDY

TRAIL RIDING FUN

- > PRO-RIDE Chassis
- > 550 Fan-Cooled Engine
- > Race-Proven Front Suspension
- > 121 x .91" Shockwave / 144 x 1.35" Cobra Track
- > RydeFX® MPV Shocks

PRO-RIDE

INDY LXT

SHARE THE LEGENDARY INDY RIDE

- > PRO-RIDE Chassis
- > 550 Fan-Cooled Engine
- > Cargo Rack
- > 2-up Seat and Backrest
- > Electric Start
- > Tall Windshield and Mirrors
- > Available in Ghost Gray or Silver



2021 550 INDY LXT



PRO-RIDE

INDY ADVENTURE

2-UP COMFORT AND VERSATILITY

- > PRO-RIDE Chassis
- > 550 Fan-Cooled Engine
- > 144 x 1.35" / 155 x 1.6" Cobra Track
- > Lock & Ride Convertible Passenger Seat & Cargo System
- > Electric Start
- > Tall Windshield and Mirrors



2021 550 INDY ADVENTURE 144

WHAT MAKES AN ADVENTURE

PLAN YOUR DAY AROUND BEING LOST IN THE MOMENT

EVERYTHING YOU NEED

The INDY Adventure 144 and 155 are the best sled for riders that need a do-it-all snowmobile for versatility at a great value. It rides well on- and off-trail, solo or with a passenger, and with or without storage.

LEGENDARY PERFORMANCE

For over forty years, the INDY name has stood for performance across its broad lineup of trail sleds.

PROVEN VALUE

The INDY Adventure sleds are purpose-built as a do-it-all snowmobiles and are designed to deliver confidence that makes your day on the snow the best it can be.



2021 550 INDY ADVENTURE 155

ALTITUDE
WITH
ATTITUDE.



RMK

THE WORLD'S BEST MOUNTAIN SLED

The Polaris RMK is the lightest, strongest and most flickable family of snowmobiles on the planet. Every model intuitively elevates the riding experience, to take you higher, further and deeper into the backcountry than ever before. For 2021, we're elevating two critical elements of the proven RMK formula - Lift and Response. The result is a lineup of PRO RMK and Khaos models that leads the pack for 2021.



PRO RMK
THE MOST PRECISE MOUNTAIN SLED



RMK KHAOS
THE MOST AGILE ALL-MOUNTAIN SLED



SKS
ALL PURPOSE, DEEP SNOW TOUGH



RMK
GATEWAY TO THE DEEP SNOW



RMK EVO
EVOLVED FOR NEW RIDERS

WE MADE IT SO YOU CAN
LIVE IT.
POLARIS

PRO RMK
THE WORLD'S BEST MOUNTAIN SLED

2021 600 PRO RMK 155



AVAILABLE COLORS



- > 850 Patriot / 600 Cleanfire Engines
- > PRO RMK React Adjustable Front Suspension (36-38")
- > 850: 2.6" Series 6 / 2.75" Series 8 / 3.0" Series 7 Tracks
- > 850: WER® Light or WER® C/A Shocks
- > 600: WER® Light or WER® C/A Shocks / 2.6" Series 6 Track
- > NEW FOR '21: Low elevation clutching option for below 3,000ft
- > QuickDrive2 (QD2) Low Inertia Drive System / Available with 2.75" and 3" Track at SnowCheck



2021 850 PRO RMK 163
 SNOWCHECK EXCLUSIVE

RMK

**INSTANTANEOUS LIFT
 RIDER BALANCED CONTROL
 IMMEDIATE RESPONSE**



**"THIS CHANGES EVERYTHING...
 AGAIN. THE QD2 AND SERIES 8
 TRACK ARE GOING TO BE THE
 NEW STANDARD ON THE SNOW."**

- DAN ADAMS, TEAM POLARIS ATHLETE



NEW 2021 850 PRO RMK 165
 SNOWCHECK EXCLUSIVE
 MODEL



2021 SNOWCHECK EXCLUSIVE RMK OPTIONS:



QUICKDRIVE 2 (QD2)
 A new low inertia, lightweight drive system with lower gearing for quicker response and instantaneous acceleration. Combine with the Series 8 track for a 5lb weight reduction.



SERIES 8 2.75" TRACK
 A new 2.75" lug by 3.5" pitch track in 155 and 165" lengths, delivers optimized flex and stiffness.



SNOWCHECK CHOICES
 Choose your sled. Choose your color. Choose your factory-installed options. Over 100,000 options to make it yours.

**850 PRO RMK
 QUICKDRIVE 2
 TRACK OPTIONS**

- > **155" SnowCheck Tracks:**
 2.75" Series 8 Track with QuickDrive2
 3.0" Series 7 Track with QuickDrive2
- > **163" SnowCheck Tracks:**
 3.0" Series 7 Track with QuickDrive2
- > **165" SnowCheck Tracks:**
 2.75" Series 8 Track with QuickDrive2
- > **174" SnowCheck Track:**
 3.0" Series 7 Track with QuickDrive2



RMK KHAOS
AGILE AND ULTRA RESPONSIVE ON ALL-MOUNTAIN TERRAIN

WHAT MAKES A KHAOS

THE EASIEST SLED TO CARVE WITH. EVER.

ALL-MOUNTAIN ARCHITECTURE

Designed to provide transfer and traction for light handling and control plus the best response in all riding zones.

RIDER BALANCED CONTROL

The AXYS platform features Rider Balanced positioning that delivers ultimate control for the rider for effortless riding response.

IMMEDIATE RESPONSE

The most agile all-mountain sled comes standard with Walker Evans® Velocity Shocks for the best of the best in various mountain conditions. Plus, the light and rigid design of the Khaos rear suspension enhances weight transfer for a lighter feel and more playful attitude.

2021 850 RMK KHAOS 155



**UNRIVALED AGILITY
 FOR EVERY IMPULSE.**

AVAILABLE COLORS

RMK KHAOS

- > 850 Patriot Engine
- > 2.6" Series 6 / 2.75" Series 8 / 3.0" Series 7 Tracks
- > WER® Velocity Hi-Lo Shocks
- > React Adjustable Front Suspension (36-38")
- > QuickDrive2 (QD2) Low Inertia Drive System / Available with 2.6", 2.75" or 3" Track at SnowCheck



850 RMK KHAOS SNOWCHECK QUICKDRIVE 2 TRACK OPTIONS

- > **155" SnowCheck Tracks:**
 2.75" Series 8 Track with QuickDrive2
 3.0" Series 7 Track with QuickDrive2
- > **163" SnowCheck Tracks:**
 3.0" Series 7 Track with QuickDrive2
- > **165" SnowCheck Tracks:**
 2.75" Series 8 Track with QuickDrive2

NEW 2021 850 RMK KHAOS 165
 SNOWCHECK EXCLUSIVE
 MODEL



SKS
THE MOST VERSATILE DEEP SNOW SLED

**SEEK
 SOMETHING
 EVEN DEEPER
 THAN POWDER**



2021 850 SKS 146



2021 850 SKS 155

RMK EVO
EVOLVED FOR NEW RIDERS

RMK EVO

- > Compact Ergonomics
- > Easy Steering
- > Confident Stable Ride
- > 50 MPH Top Speed
- > RMK EVO Front Suspension & Gripper Skis
- > Electric Start



2021 RMK EVO ES



- AVAILABLE COLORS
- > 850 Patriot Engine
 - > RMK 155 Rear Suspension: 2.25" Peak / 2.4" Series 5.1 / 2.6" Series 6 Track
 - > IGX 146 Rear Suspension: 2.25" Series 5.2
 - > WER® C/A Shocks
 - > Chaincase Drive System, Additional Cooling
 - > Narrow Ski Stance (39-41")

SKS / RMK EVO

SWITCHBACK



THE ULTIMATE CROSSOVER FAMILY

Switchback delivers an unprecedented combination of all-terrain versatility, rider-balanced control and quick acceleration both on-trail and off. Only Switchback combines the legendary trail performance of INDY and the ultimate deep snow capability of RMK into the world's most versatile crossover snowmobile. Choose from the big-bump performance of the race-inspired Switchback XCR, the rider-balanced control and all-day comfort of the Switchback Assault 144 on the AxyS platform, or the ultimate 50/50 crossover of the Switchback Assault 146 featuring the advanced rider dynamics of MatrixX.

WE MADE IT SO YOU CAN

LIVE IT.

POLARIS



CHASE THE FEELING

BIGGER THAN THE HORIZON.

MATRIXX

SWITCHBACK ASSAULT 146

THE ULTIMATE 50/50 CROSSOVER

AXYS

SWITCHBACK ASSAULT 144

THE ULTIMATE BACKCOUNTRY CROSSOVER

AXYS

SWITCHBACK XCR

RACE-READY STRENGTH & DURABILITY

AXYS

SWITCHBACK PRO-S

FAST AND SMOOTH ON EVERY TRAIL



SWITCHBACK ASSAULT 146
THE ULTIMATE 50/50 CROSSOVER

The ultimate 50/50 Crossover snowmobile delivers pure dominance on-trail and off. Built upon the all-new rider-first Matryx platform, experience complete control with breakthrough rider dynamics. The all new rider-first, snocross-inspired cockpit has been proven on the track to reduce effort and improve rider connection.

This sled is designed to deliver ferocious acceleration and class-leading power to weight ratio by virtue of a light, rigid aluminum and carbon fiber chassis. Nestled inside is your choice of a 650 or 850 Patriot Engine. The Switchback Assault 146 combines ferocious acceleration and effortless control for the best handling 50/50 crossover sled ever built - both on and off the trail.



SWITCHBACK
A S S A U L T 1 4 6

FEROCIOUS ACCELERATION
EFFORTLESS CONTROL
INTELLIGENT TECHNOLOGY

“ON-TRAIL OR OFF-TRAIL, THE NEW MATRYX IS AMAZING. THE WAY IT REACTS COMBINED WITH THE POWER OUTPUT IS AWESOME.”

— MITCH BRUMMOND, POLARIS OWNER

MATRYX
SWITCHBACK ASSAULT 146

- > 850 Patriot / 650 Patriot Engines
- > IGX 146 Rear Suspension
- > 1.35" Cobra / 1.5" Ice Storm / 1.6" Cobra / 2" Crossover Track
- > WER® 2" Velocity Shocks
- > Matryx Platform

NEW 2021 **650 SWITCHBACK ASSAULT 146**
 SNOWCHECK EXCLUSIVE
MODEL



NEW 2021 **850 SWITCHBACK ASSAULT 146**
 SNOWCHECK EXCLUSIVE
MODEL



MATRYX PLATFORM
RIDER FIRST DESIGN

HANDLING BORN FROM RACE,
 PERFECTED FOR THE TRAIL

RIDER POSITION

Our narrowest rider cockpit on the market enables active rider dynamics. The all new seat, tank, and sculpted body panels are developed by riders for a seamless and effortless rider active experience.

WIND PROTECTION

Improved leg and lower body comfort and protection. Enhanced windshield design for hand protection and less wind buffeting. Updated geometry for improved aerodynamics.

PURPOSEFUL DESIGN

Sleek, purposeful form. Nothing is wasted. Every part has a function. Every detail obsessively perfected.

RIDE COMMAND 7S DISPLAY

Designed with integrated Ride Command, the 7S Display brings a whole new level of intuitive, touch-screen control and customization with the largest and most sophisticated Display yet.



- Ride Command Trail Maps
- Group Ride Tracking
- Four Customizable Screens
- Bluetooth Connectivity

SWITCHBACK ASSAULT 146:
 REDEFINING PERFORMANCE

- > **RIDE COMMAND 7S DISPLAY**
- > **NIGHTBLADE HEADLIGHT**
- > **POLARIS SMARTWARMERS**
- > **LOCK & RIDE FLEX SYSTEM**

LEARN MORE ABOUT THESE FEATURES ON PG. 11

SWITCHBACK ASSAULT 146

SWITCHBACK ASSAULT 144
THE ULTIMATE BACKCOUNTRY CROSSOVER



2021 850 SWITCHBACK ASSAULT 144

AXYS
SWITCHBACK ASSAULT 144

- > 850 Patriot / 600 Cleanfire Engines
- > IGX 144 Rear Suspension
- > 1.35" Cobra / 1.6" Cobra / 2" Series 4 Track
- > WER® C/A Needle IFS Shocks, WER® C/A Rear Track Shock
- > PowderTrac Running Boards



WHAT MAKES AN ASSAULT

THE ULTIMATE BACKCOUNTRY CROSSOVER

RIDER BALANCED CONTROL

By placing the rider in the right location on the sled, we've built a sled that corners flat without sacrificing the fun factor of lifting the front end through the bumps or powder. More precise handling both on- and off-trail.

UNRIVALED ACCELERATION

When developing the Assault, our engineers minimized weight throughout the sled without compromising strength. Combined with powerful engines and class-leading power-to-weight ratios, the Switchback Assault gives you the best go-anywhere versatility.

RIDER-CENTRIC COMFORT

With ergonomic controls, integrated storage, enhanced wind protection, and industry-first LED headlights and display packages, comfort is woven directly into the design of the Switchback Assault - AXYS or Matryx platform.



IGX REAR SUSPENSION

The IGX rear suspension provides RMK-inspired off-trail agility and balance with outstanding on-trail ride performance. Pitch is controlled through geometry.



POWDERTRAC RUNNING BOARDS

Designed to serve the needs of riders on- & off-trail where the front is wide and flat for comfort and stability, while the rear has tapered, dual-angle design for mobility and snow clearance.



LEADING TECHNOLOGY

Polaris offers industry-leading display packages including full color, LCD digital displays that connects with select features of Polaris Ride Command, including GPS and Trail Maps. Also available is the LCD digital Polaris MessageCenter Display.



SWITCHBACK ASSAULT 144

SWITCHBACK PRO-S
FAST AND SMOOTH ON EVERY TRAIL

2021 600 SWITCHBACK PRO-S



SWITCHBACK PRO-S



- > 850 Patriot / 600 Cleanfire Engines
- > PRO-XC Rear Suspension
- > 1.25" Ice Ripper XT / 1.35" Cobra / 1.5" Storm 150 Track
- > WER® C/A Needle or WER® C/A Needle Hi-Lo Shocks
- > Race-Proven Independent Front Suspension



2021 850 SWITCHBACK PRO-S



**"THE SWITCHBACK XCR IS SO FUN.
 IT WORKS GREAT POUNDING THE
 DITCHES OR CARVING OFF-TRAIL."**
 - MIRANDA HAMLIN, POLARIS AMBASSADOR

SWITCHBACK XCR
RACE-READY STRENGTH & DURABILITY

2021 600 SWITCHBACK XCR



AVAILABLE COLORS

SWITCHBACK XCR



- > 850 Patriot / 600 Cleanfire Engines
- > PRO-XC Rear Suspension
- > Race-Proven, Heavy-Duty Suspension Components
- > 1.25" Ice Ripper XT / 1.35" Cobra / 1.75" Backcountry Track
- > WER® C/A Needle Hi-Lo Shocks
- > Race-Proven Brake System

2021 850 SWITCHBACK XCR



SWITCHBACK PRO-S / XCR



**NATURE
DOESN'T
HAVE THE
UPPER HAND
ANymore.**



TITAN ADVENTURE 155
THE ULTIMATE ADVENTURE FOR TWO



TITAN XC 155
WORLD'S MOST CAPABLE EXTREME CROSSOVER



TITAN SP 155
DO IT ALL EXTREME CROSSOVER

TITAN



WORLD'S MOST CAPABLE CROSSOVER

Experience TITAN, the industry's most capable extreme crossover snowmobile. Have unrivaled confidence in the backcountry, working hard, or riding a familiar trail. Forge ahead, at work or play, with the first extreme crossover sled that puts an end to compromise.

WE MADE IT SO YOU CAN

LIVE IT.

POLARIS

TITAN
WORLD'S MOST CAPABLE CROSSOVER



AVAILABLE COLORS



TITAN ADVENTURE 155

THE ULTIMATE ADVENTURE FOR TWO

- > 800 H.O. Cleanfire Engine
- > TITAN Articulated Rear Suspension
- > 20" x 155" x 1.5" or 1.8" Cobra Track
- > FOX® QS3 Shocks
- > PRO-Float or Gripper Skis
- > Lock & Ride Versa Touring Passenger Seat
- > Lock & Ride Versa Cargo Box and Rack
- > Polaris Interactive Digital Display
- > Electric Start



2021 TITAN ADVENTURE 155



TITAN: THE DO-EVERYTHING CROSSOVER



The TITAN Adventure 155 is fully featured and a true do-it-all sled. It comes with a Lock & Ride Versa Touring Passenger Seat with heated passenger grips and footrests, cargo rack, cargo box, tow hitch, mirrors, Polaris Interactive Digital Display, premium shocks, and multiple windshield options that provide outstanding rider protection. If that's not enough, make it yours with a full selection of Polaris Engineered Accessories to outfit your TITAN for exactly your activities and needs.

NEW
FOR '21

TITAN RAISES THE BAR IN QUIET OPERATION, WITH NEW TRACKS AND DRIVE SYSTEM FOR REDUCED NOISE AND VIBRATION.



2021 TITAN ADVENTURE 155

WHAT MAKES A TITAN

THE MOST VERSATILE, DO-IT-ALL EXTREME CROSSOVER

RIDER BALANCED CONTROL

The AXYS chassis positions the rider for optimum control in all riding situations and delivers unmatched handling in even the world's most extreme terrain and conditions.

DEEP SNOW AGILITY

The TITAN delivers impressive flotation and agility. Featuring an articulated rear suspension design that requires no adjustments to go from 2-up to towing large loads and allows you to easily backup over obstacles.

UNMATCHED VERSATILITY

The TITAN is equipped with rider-centric innovations to dominate the most extreme conditions including superior cargo carrying and towing capabilities along with storage solutions. The Power Boosting Regulator delivers maximum electrical power at idle and low RPMs for comfort and convenience.



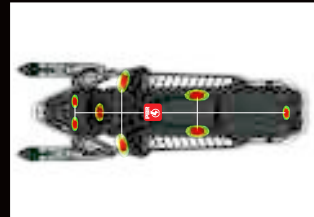
ALPHA TRANSMISSION

Provides smooth shifting and drive ranges to suit even the most extreme conditions or situations. 1200 lb. towing capabilities with High, Low, Reverse, and Neutral.



LOCK & RIDE PLATFORM

Integrated design allows for maximum storage, with or without passenger seat. Industry-leading 85 lb. (38.5 kg.) carrying capacity and integrated Lock & Ride mounting system holds cargo box and other storage accessories.



POWER BOOSTING REGULATOR

This industry-first delivers maximum electrical power at idle and low RPMs. Ensures electrical power for rider comfort and convenience features, such as accessory heated seats, hand-warmers, battery charging and other accessories.



TITAN SP 155

DO IT ALL EXTREME CROSSOVER

- > 800 H.O. Cleanfire Engine
- > TITAN Articulated Rear Suspension
- > 20" x 155" x 1.8" Cobra Track
- > Polaris IFP Shocks
- > PRO-Float Skis
- > MessageCenter Gauge
- > Electric Start



TITAN XC 155

WORLD'S MOST CAPABLE EXTREME CROSSOVER

AVAILABLE COLORS



- > 800 H.O. Cleanfire Engine
- > TITAN Articulated Rear Suspension
- > 20" x 155" x 1.5" or 1.8" Cobra Track
- > FOX® QS3 Shocks
- > Gripper or PRO-Float Skis
- > PIDD or MessageCenter Gauge
- > Electric Start



TITAN XC / TITAN SP

VOYAGEUR

LIMITLESS POSSIBILITIES

Breaking new trails, hauling gear, delivering supplies, going to lunch, joyriding - count on Voyageur to get you there, and then some. The Voyageur is for riders that primarily ride off-trail and use their sleds for both utility and fun. Available with the 550 Fan and 600 Cleanfire Engines.

WE MADE IT SO YOU CAN

LIVE IT.

POLARIS



AXYS

600 VOYAGEUR 144

AGILE, POWERFUL, ALL-PURPOSE SPORT-UTILITY



PRO-RIDE

550 VOYAGEUR 155

PERFECT MIX OF WORK & FUN



PRO-RIDE

550 VOYAGEUR 144

VERSATILE, DO-IT-ALL SNOWMOBILE



WORK HARD. HAVE FUN. REPEAT.

VOYAGEUR
LIMITLESS POSSIBILITIES

WHAT MAKES A VOYAGEUR

LIMITLESS POSSIBILITIES FOR RECREATIONAL UTILITY RIDERS

ULTIMATE FLOTATION

The Voyageur family is built to deliver performance wherever your snowmobiling day takes you. From accessing the powerline to checking the trap line, aggressive tracks and tough, wide PRO-Float skis keep you on top of the snow.

UNMATCHED HAULING

With its hitch, rear rack, and Polaris rear suspension technology, the capable Voyageur maintains control and precision whether under load on-trail or in the deep snow.

PROVEN HANDLING

With the perfect blend of RMK DNA and Polaris suspension technology, the Voyageur delivers outstanding off-trail performance with confident trail handling at any speed.



600 VOYAGEUR 144

AGILE, POWERFUL, ALL-PURPOSE SPORT-UTILITY

- > 600 Cleanfire Engine
- > IGX 144 Rear Suspension
- > 15" x 144" x 2.0" Series 4 Track
- > Polaris IFP Shocks
- > Cargo Rack and Receiver Hitch
- > Electric Start



550 VOYAGEUR 155

PERFECT MIX OF WORK & FUN

- > 550 Fan-Cooled Engine
- > Articulated Rear Suspension
- > 15" x 155" x 1.6" Cobra Track
- > New: Polaris IFP Shocks
- > PRO-Float Skis
- > Cargo Rack and Hinged Hitch
- > Electric Start



550 VOYAGEUR 144

VERSATILE, DO-IT-ALL SNOWMOBILE

- > 550 Fan-Cooled Engine
- > Coil-Over Rear Suspension
- > 15" x 144" x 1.35" Cobra Track
- > Cargo Rack and Receiver Hitch
- > Electric Start



2021 MODEL SPECS



MODEL NAME	850/650 INDY VRI 137	850/650 INDY XC LAUNCH EDITION 137	850/600 INDY XC 137	850/600 INDY ADVENTURE 137
Fuel Capacity (gallons/liters)	11.5/43.5	11.5/43.5	12/45.4	12/45.4
Overall Height (in./cm.)	46/116.8	46/116.8	46/116.8	46/116.8
Overall Width (in./cm.)	47/119.4	47/119.4	47/119.4	47/119.4
Ski Center Distance (in./cm.)	42.5/108	42.5/108	42.5/108	42.5/108
Estimated Dry Weight (lbs./kg.)	476/216	474/215	850:469/213 600:462/211	850:478/217 600:471/214
Overall Length (in./cm.)	120/305	120/305	120/305	120/305
Engine Type/Cooling	Liquid Cooled	Liquid Cooled	Liquid Cooled	Liquid Cooled
Disc Brake Type	Matryx Stealth	Matryx Stealth	AXYS Radial	AXYS Radial
Drive System Type	Chaincase	Chaincase	Chaincase	Chaincase
Drive/Driven Clutch	P-85/TEAM® LWT	P-85/TEAM® LWT	P-85/TEAM® LWT	P-85/TEAM® LWT
Front Suspension	Matryx Front Suspension	Matryx Front Suspension	AXYS Front Suspension	AXYS Front Suspension
Rear Suspension	PRO-CC	PRO-CC	PRO-CC	PRO-CC
Shock Package	WER® Velocity	WER® FORCE / WER® Velocity	WER® C/A / WER® Velocity Needle	WER® C/A / WER® Velocity Needle
Ski Type	PRO-STEER	PRO-STEER	PRO-STEER	PRO-STEER
Track Width/Length/Height (in.)	1.25 Ice Ripper/1.35 Cobra/1.5 Storm 150	1.25 Ice Ripper/1.35 Cobra/1.5 Storm 150	1.25 Ice Ripper/1.35 Cobra/1.5 Storm 150	1.25 Ice Ripper/1.35 Cobra/1.5 Storm 150
Color	Various SnowCheck Exclusive Options	Various In Season Options	Various In Season Options	Various In Season Options
Electric Start	Option	Option	Option	Option
Gauge	Polaris 7S Digital Display	MessageCenter	PIDD or MessageCenter	PIDD or MessageCenter
Special Features	SmartWarmers, Standard Underseat Storage	SmartWarmers, Standard Underseat Storage	Standard Underseat Storage	Standard Underseat & Overnight Storage, Mirrors, Heavy-Duty Front Bumper

MODEL NAME	600 INDY SP 137	600 INDY SP 129	550 INDY	550 INDY 144	INDY EVO	120 INDY	550 INDY LXT
Fuel Capacity (gallons/liters)	12/45.4	12/45.4	11.5/43.5	11.5/43.5	10/37.8	5/1.9	11.5/43.5
Overall Height (in./cm.)	46/116.8	46/116.8	48/122	48/122	41/104	31/78	54/137
Overall Width (in./cm.)	47/119.4	47/119.4	48/122	48/122	44/111	34/86	48/122
Ski Center Distance (in./cm.)	42.5/108	42.5/108	42.5/108	42.5/108	39/99	30/76	42.5/108
Estimated Dry Weight (lbs./kg.)	481/218	473/215	445/202	452/205	432/196	147/66	467/212
Overall Length (in./cm.)	120/305	117/297	114/289	124/315	114/289	75/190	124/315
Engine Type/Cooling	Liquid Cooled	Liquid Cooled	Fan Cooled	Fan Cooled	Fan Cooled	Fan Cooled	Fan Cooled
Disc Brake Type	AXYS Radial	AXYS Radial	RMK Hydraulic	RMK Hydraulic	RMK Hydraulic	Mechanical Drum	RMK Hydraulic
Drive System Type	Chaincase	Chaincase	Chaincase	Chaincase	Chaincase	Chaincase	Chaincase
Drive/Driven Clutch	P-85/TEAM® LWT	P-85/TEAM® LWT	CVTech PowerBloc50 / In Vance	CVTech PowerBloc50 / In Vance	CVTech PowerBloc50 / In Vance	P-40	CVTech PowerBloc50 / In Vance
Front Suspension	AXYS Front Suspension	AXYS Front Suspension	PRO-RIDE	PRO-RIDE	INDY EVO	IFS	PRO-RIDE
Rear Suspension	PRO-CC	PRO-CC	INDY	INDY	INDY	Mini INDY	INDY
Shock Package	Polaris IFP	Polaris IFP	RydeFX® MPV	RydeFX® MPV	RydeFX® MPV	Steel Monotube	RydeFX® MPV
Ski Type	PRO-STEER	PRO-STEER	PRO-STEER	PRO-STEER	INDY EVO	Composite	PRO-STEER
Track Width/Length/Height (in.)	15 x 137 x 1.25 Ripsaw II	15 x 129 x 1.25 Ripsaw II	15 x 121 x .91 Shockwave	15 x 144 x 1.35 Cobra	15 x 121 x .91 Shockwave	10 x 69 x .79 Tri-Star	15 x 144 x 1.0 Energy
Color	White Lightning	White Lightning	Gray	Gray	INDY Red	White	Gray
Electric Start	Standard	Standard	Standard	Standard	Standard	N/A	Standard
Gauge	MessageCenter	MessageCenter	MessageCenter	MessageCenter	MessageCenter	N/A	MessageCenter
Special Features	Standard Underseat Storage	Standard Underseat Storage				Tether	Cargo Rack, 2-Up Seat and Backrest, Mirrors



For full specs, visit Polaris.com
Polaris reserves the right to change specifications at any time without incurring obligation. All performance and/or feature and benefit claims are based upon competitive data available at time of printing.



MODEL NAME	850/650 INDY VRI 129	850/650 INDY XC LAUNCH EDITION 129	850/600 INDY XC 129	850/600 INDY XCR
Fuel Capacity (gallons/liters)	11.5/43.5	11.5/43.5	12/45.4	12/45.4
Overall Height (in./cm.)	46/116.8	46/116.8	46/116.8	46/116.8
Overall Width (in./cm.)	47/119.4	47/119.4	47/119.4	47/119.4
Ski Center Distance (in./cm.)	42.5/108	42.5/108	42.5/108	42.5/108
Estimated Dry Weight (lbs./kg.)	467/212	465/211	850:460/209 600:454/206	850:475/215 600:468/212
Overall Length (in./cm.)	117/297	117/297	117/297	117/297
Engine Type/Cooling	Liquid Cooled	Liquid Cooled	Liquid Cooled	Liquid Cooled
Disc Brake Type	Matryx Stealth	Matryx Stealth	AXYS Radial	AXYS Race Radial
Drive System Type	Chaincase	Chaincase	Chaincase	Chaincase
Drive/Driven Clutch	P-85/TEAM® LWT	P-85/TEAM® LWT	P-85/TEAM® LWT	P-85/TEAM® LWT
Front Suspension	Matryx Front Suspension	Matryx Front Suspension	AXYS Front Suspension	AXYS Front Suspension
Rear Suspension	PRO-CC	PRO-CC	PRO-CC	PRO-CC
Shock Package	WER® Velocity	WER® FORCE / WER® Velocity	WER® C/A / WER® Velocity Needle	WER® 2" Velocity Hi-Lo
Ski Type	PRO-STEER	PRO-STEER	PRO-STEER	PRO-STEER
Track Width/Length/Height (in.)	1.25 Ice Ripper/1.35 Cobra/1.5 Storm 150	1.25 Ice Ripper/1.35 Cobra/1.5 Storm 150	1.25 Ice Ripper/1.35 Cobra/1.5 Storm 150	1.25 Ice Ripper/1.35 Cobra/1.75 Backcountry
Color	Various SnowCheck Exclusive Options	Various In Season Options	Various In Season Options	Polaris Blue, Black, INDY Red
Electric Start	Option	Option	Option	Option
Gauge	Polaris 7S Digital Display	MessageCenter	PIDD or MessageCenter	PIDD or MessageCenter
Special Features	SmartWarmers, Standard Underseat Storage	SmartWarmers, Standard Underseat Storage	Standard Underseat Storage	Race-Ready Suspension and Brakes

MODEL NAME	550 INDY LXT NORTHSTAR EDITION	550 INDY ADVENTURE 155	550 INDY ADVENTURE 144	600 VOYAGEUR 144	550 VOYAGEUR 155	550 VOYAGEUR 144	600 PRO RMK 155
Fuel Capacity (gallons/liters)	11.5/43.5	11.5/43.5	11.5/43.5	12/45.4	11.5/43.5	11.5/43.5	11.5/43.5
Overall Height (in./cm.)	54/137	56/142	54/137	54.5/138.5	56/142	54/137	49.125/124.7
Overall Width (in./cm.)	48/122	48/122	48/122	45/114.3	48/122	46.5/118	43.5/110.5
Ski Center Distance (in./cm.)	42.5/108	39/99.1	42.5/108	39-40-41/99.1-101.6-104.1	39-40-41/99.1-101.6-104.1	39-40-41/99.1-101.6-104.1	36-37-38/91.4-93.9-96.5
Estimated Dry Weight (lbs./kg.)	467/212	524/238	498/226	486/220	478.5/217	465/211	414/188
Overall Length (in./cm.)	124/315	132.25/335.9	124/315	127/322.6	132.25/335.9	131.8/332.2	131/332.75
Engine Type/Cooling	Fan Cooled	Fan Cooled	Fan Cooled	Liquid Cooled	Fan Cooled	Liquid Cooled	Liquid Cooled
Disc Brake Type	RMK Hydraulic	RMK Hydraulic	RMK Hydraulic	AXYS Radial	RMK Hydraulic	RMK Hydraulic	AXYS RMK LWT
Drive System Type	Chaincase	Chaincase	Chaincase	Chaincase	Chaincase	Chaincase	QuickDrive
Drive/Driven Clutch	CVTech PowerBloc50 / In Vance	CVTech PowerBloc50 / In Vance	CVTech PowerBloc50 / In Vance	P-85/TEAM® LWT	CVTech PowerBloc50 / In Vance	CVTech PowerBloc50 / In Vance	P-85/TEAM® LWT
Front Suspension	PRO-RIDE	RMK Adjustable	RMK Adjustable	RMK Adjustable	RMK Adjustable	RMK Adjustable	AXYS RMK React
Rear Suspension	INDY	INDY Articulated	INDY Articulated	IGX 144	INDY Articulated	INDY	AXYS RMK
Shock Package	RydeFX® MPV	Polaris IFP	RydeFX® MPV	Polaris IFP	RydeFX® MPV	RydeFX® MPV	WER® Light or WER® C/A
Ski Type	Gripper	PRO-FLOAT	PRO-FLOAT	Gripper	PRO-FLOAT	Gripper	Gripper
Track Width/Length/Height (in.)	15 x 144 x 1.35 Cobra	15 x 155 x 1.6 Cobra	15 x 144 x 1.35 Cobra	15 x 144 x 2.0 Series 4	15 x 155 x 1.6 Cobra	15 x 144 x 1.35 Cobra	15 x 155 x 2.6 Series 6
Color	Silver	Sunset Red	Bronze	White Lightning	Titanium	Titanium	Various In Season Options
Electric Start	Standard	Standard	Standard	Standard	Standard	Standard	Option
Gauge	MessageCenter	MessageCenter	MessageCenter	MessageCenter	MessageCenter	MessageCenter	PIDD or MessageCenter
Special Features	Cargo Rack, 2-Up Seat and Backrest, Mirrors	Lock & Ride® Convertible Pass. Seat & Cargo System, Mirrors	Lock & Ride Convertible Pass. Seat & Cargo System, Mirrors	Rack, Hitch	Rack, Hitch	Rack, Hitch	

2021 MODEL SPECS



MODEL NAME	850 PRO RMK 174	850 PRO RMK 163	850 PRO RMK 163 / 3"	850 PRO RMK 163 / 3" CC	850 PRO RMK 165 / 2.75"	850 PRO RMK 155	850 PRO RMK 155 / 2.75"	850 PRO RMK 155 / 3"
Fuel Capacity (gallons/liters)	11.5/43.5	11.5/43.5	11.5/43.5	11.5/43.5	11.5/43.5	11.5/43.5	11.5/43.5	11.5/43.5
Overall Height (in./cm.)	49.125/124.7	49.125/124.7	49.125/124.7	49.125/124.7	49.125/124.7	49.125/124.7	49.125/124.7	49.125/124.7
Overall Width (in./cm.)	43.5/110.5	43.5/110.5	43.5/110.5	43.5/110.5	43.5/110.5	43.5/110.5	43.5/110.5	43.5/110.5
Ski Center Distance (in./cm.)	36-37-38/91.4-93.9-96.5	36-37-38/91.4-93.9-96.5	36-37-38/91.4-93.9-96.5	36-37-38/91.4-93.9-96.5	36-37-38/91.4-93.9-96.5	36-37-38/91.4-93.9-96.5	36-37-38/91.4-93.9-96.5	36-37-38/91.4-93.9-96.5
Estimated Dry Weight (lbs./kg.)	441/200	420/191	420/191	428/194	415/188	415/188	410/186	415/188
Overall Length (in./cm.)	142/360.6	134.4/341.4	134.4/341.4	134.4/341.4	134.4/341.4	131/332.75	131/332.75	131/332.75
Engine Type/Cooling	Liquid Cooled	Liquid Cooled	Liquid Cooled	Liquid Cooled	Liquid Cooled	Liquid Cooled	Liquid Cooled	Liquid Cooled
Disc Brake Type	AXYS RMK LWT	AXYS RMK LWT	AXYS RMK LWT	AXYS RMK LWT	AXYS RMK LWT	AXYS RMK LWT	AXYS RMK LWT	AXYS RMK LWT
Drive System Type	QuickDrive	QuickDrive	QuickDrive 2	Chaincase	QuickDrive 2	QuickDrive 2	QuickDrive 2	QuickDrive 2
Drive/Driven Clutch	P-85/TEAM® LWT	P-85/TEAM® LWT	P-85/TEAM® LWT	P-85/TEAM® LWT	P-85/TEAM® LWT	P-85/TEAM® LWT	P-85/TEAM® LWT	P-85/TEAM® LWT
Front Suspension	AXYS RMK React	AXYS RMK React	AXYS RMK React	AXYS RMK React	AXYS RMK React	AXYS RMK React	AXYS RMK React	AXYS RMK React
Rear Suspension	AXYS RMK	AXYS RMK	AXYS RMK	AXYS RMK	AXYS RMK	AXYS RMK	AXYS RMK	AXYS RMK
Shock Package	WER® Light or WER® C/A	WER® Light or WER® C/A	WER® Light or WER® C/A	WER® Light or WER® C/A	WER® Light or WER® C/A	WER® Light or WER® C/A	WER® Light or WER® C/A	WER® Light or WER® C/A
Ski Type	Gripper	Gripper	Gripper	Gripper	Gripper	Gripper	Gripper	Gripper
Track Width/Length/Height (in.)	15 x 174 x 3.0 Series 7	15 x 163 x 2.6 Series 6	15 x 163 x 3.0 Series 7	15 x 163 x 3.0 Series 7	15 x 165 x 2.75 Series 8	15 x 155 x 2.6 Series 6	15 x 155 x 2.75 Series 8	15 x 155 x 3.0 Series 7
Color	Various In Season Options	Various In Season Options	Various In Season Options	Various In Season Options	Various In Season Options	Various In Season Options	Various In Season Options	Various In Season Options
Electric Start	Option	Option	Option	Option	Option	Option	Option	Option
Gauge	PIDD or MessageCenter	PIDD or MessageCenter	PIDD or MessageCenter	PIDD or MessageCenter	PIDD or MessageCenter	PIDD or MessageCenter	PIDD or MessageCenter	PIDD or MessageCenter
Special Features	Standard Underseat Storage	PowderTrac XT Running Boards	Standard Underseat Storage, PowderTrac XT Running Boards	PowderTrac XT Running Boards	Standard Underseat Storage, PowderTrac XT Running Boards	PowderTrac XT Running Boards	Standard Underseat Storage, PowderTrac XT Running Boards	Standard Underseat Storage, PowderTrac XT Running Boards

MODEL NAME	600 RMK 144	RMK EVO	850 SKS 155	850 SKS 146	850/650 SWITCHBACK ASSAULT 146	850/600 SWITCHBACK ASSAULT 144
Fuel Capacity (gallons/liters)	12/45.4	10/37.8	11.5/43.5	11.5/43.5	11.5/43.5	12/45.4
Overall Height (in./cm.)	46/117	43/109.2	49.125/124.7	51/129.5	54.5/138.4	54.5/138.4
Overall Width (in./cm.)	46.5/118.1	46/116.8	46.5/118.1	46.5/118.1	47/119.4	47/119.4
Ski Center Distance (in./cm.)	39-40-41/99.1-101.6-104.1	39/99	39-40-41/99.1-101.6-104.1	39-40-41/99.1-101.6-104.1	42.5/108	42.5/108
Estimated Dry Weight (lbs./kg.)	480/217.7	444/201.4	452/205	475/215	476/216	850:468/212 600:456/207
Overall Length (in./cm.)	125/317.5	124/315	131/332.75	125/317.5	125/317.5	125/317.5
Engine Type/Cooling	Liquid Cooled	Fan Cooled	Liquid Cooled	Liquid Cooled	Liquid Cooled	Liquid Cooled
Disc Brake Type	AXYS® Radial	RMK Hydraulic	AXYS RMK LWT	AXYS Radial	Matryx Stealth	AXYS Radial
Drive System Type	Chaincase	Chaincase	Chaincase	Chaincase	Chaincase	Chaincase
Drive/Driven Clutch	P-85/TEAM® LWT	CVTech PowerBloc50 / In Vance	P-85/TEAM® LWT	P-85/TEAM® LWT	P-85/TEAM® LWT	P-85/TEAM® LWT
Front Suspension	RMK Adjustable	RMK EVO	AXYS RMK Adjustable	AXYS RMK Adjustable	Matryx Front Suspension	AXYS Front Suspension
Rear Suspension	IGX 144	INDY	AXYS RMK	IGX 146	IGX 146	IGX 144
Shock Package	Polaris IFP	RydeFX® MPV	WER® C/A Needle / WER® CA	WER® C/A Needle / WER® CA	WER® 2" Velocity / WER® Velocity	WER® C/A Needle / WER® C/A
Ski Type	Gripper	Gripper	Gripper	Gripper	PRO-STEER	PRO-STEER
Track Width/Length/Height (in.)	15 x 144 x 2.0 Series 4	15 x 144 x 1.75 Backcountry	2.25 Peak / 2.4 / 2.6 Series 6	2.25 Series 5.2	1.35 Cobra/1.5 Ice Storm/1.6 Cobra/2.0 Crossover	1.35 Cobra/1.6 Cobra / 2 Series 4
Color	White Lightning	White Lightning	Various In Season Options	Various In Season Options	Various SnowCheck Exclusive Options	Various In Season Options
Electric Start	Option	Standard	Option	Option	Option	Option
Gauge	MessageCenter	MessageCenter	PIDD or MessageCenter	PIDD or MessageCenter	Polaris 7S Digital Display	PIDD or MessageCenter
Special Features	Standard Underseat Storage			Standard Underseat Storage	SmartWarmers, Standard Underseat Storage	Standard Underseat Storage



For full specs, visit Polaris.com
 Polaris reserves the right to change specifications at any time without incurring obligation. All performance and/or feature and benefit claims are based upon competitive data available at time of printing.



MODEL NAME	850 PRO RMK 155 / 3" CC	850 RMK KHAOS 155	850 RMK KHAOS 155 / 3" CC	850 RMK KHAOS 155 / 3"	850 RMK KHAOS 155 / 3" CC	850 RMK KHAOS 163	850 RMK KHAOS 163 / 3"	850 RMK KHAOS 163 / 3"
Fuel Capacity (gallons/liters)	11.5/43.5	11.5/43.5	11.5/43.5	11.5/43.5	11.5/43.5	11.5/43.5	11.5/43.5	11.5/43.5
Overall Height (in./cm.)	49.125/124.7	49.125/124.7	49.125/124.7	49.125/124.7	49.125/124.7	49.125/124.7	49.125/124.7	49.125/124.7
Overall Width (in./cm.)	43.5/110.5	43.5/110.5	43.5/110.5	43.5/110.5	43.5/110.5	43.5/110.5	43.5/110.5	43.5/110.5
Ski Center Distance (in./cm.)	36-37-38/91.4-93.9-96.5	36-37-38/91.4-93.9-96.5	36-37-38/91.4-93.9-96.5	36-37-38/91.4-93.9-96.5	36-37-38/91.4-93.9-96.5	36-37-38/91.4-93.9-96.5	36-37-38/91.4-93.9-96.5	36-37-38/91.4-93.9-96.5
Estimated Dry Weight (lbs./kg.)	428/194	420/191	415/188	424/192	433/196	425/193	429/195	420/190
Overall Length (in./cm.)	131/332.75	131/332.75	131/332.75	131/332.75	131/332.75	131/332.75	131/332.75	131/332.75
Engine Type/Cooling	Liquid Cooled	Liquid Cooled	Liquid Cooled	Liquid Cooled	Liquid Cooled	Liquid Cooled	Liquid Cooled	Liquid Cooled
Disc Brake Type	AXYS RMK LWT	AXYS RMK LWT	AXYS RMK LWT	AXYS RMK LWT	AXYS RMK LWT	AXYS RMK LWT	AXYS RMK LWT	AXYS RMK LWT
Drive System Type	Chaincase	QuickDrive	QuickDrive 2	QuickDrive 2	Chaincase	QuickDrive	QuickDrive 2	QuickDrive 2
Drive/Driven Clutch	P-85/TEAM® LWT	P-85/TEAM® LWT	P-85/TEAM® LWT	P-85/TEAM® LWT	P-85/TEAM® LWT	P-85/TEAM® LWT	P-85/TEAM® LWT	P-85/TEAM® LWT
Front Suspension	AXYS RMK React	AXYS RMK React	AXYS RMK React	AXYS RMK React	AXYS RMK React	AXYS RMK React	AXYS RMK React	AXYS RMK React
Rear Suspension	AXYS RMK	RMK KHAOS	RMK KHAOS	RMK KHAOS	RMK KHAOS	RMK KHAOS	RMK KHAOS	RMK KHAOS
Shock Package	WER® Light or WER® C/A	WER® Velocity Hi-Lo	WER® Velocity Hi-Lo	WER® Velocity Hi-Lo	WER® Velocity Hi-Lo	WER® Velocity Hi-Lo	WER® Velocity Hi-Lo	WER® Velocity Hi-Lo
Ski Type	Gripper	Gripper	Gripper	Gripper	Gripper	Gripper	Gripper	Gripper
Track Width/Length/Height (in.)	15 x 155 x 3.0 Series 7	15 x 155 x 2.6 Series 6	15 x 155 x 3.0 Series 8	15 x 155 x 3.0 Series 7	15 x 155 x 2.75 Series 7	15 x 163 x 2.6 Series 6	15 x 163 x 3.0 Series 7	15 x 165 x 2.75 Series 8
Color	Various In Season Options	Polaris Blue, Black, Matte Sunset Red	Polaris Blue, Black, Matte Sunset Red	Polaris Blue, Black, Matte Sunset Red	Polaris Blue, Black, Matte Sunset Red	Polaris Blue, Black, Matte Sunset Red	Polaris Blue, Black, Matte Sunset Red	Polaris Blue, Black, Matte Sunset Red
Electric Start	Option	Option	Option	Option	Option	Option	Option	Option
Gauge	PIDD or MessageCenter	PIDD or MessageCenter	PIDD or MessageCenter	PIDD or MessageCenter	PIDD or MessageCenter	PIDD or MessageCenter	PIDD or MessageCenter	PIDD or MessageCenter
Special Features	PowderTrac XT Running Boards		Standard Underseat Storage	Standard Underseat Storage		Standard Underseat Storage	Standard Underseat Storage	

MODEL NAME	850/600 SWITCHBACK XCR	850/600 SWITCHBACK PRO-S	800 TITAN ADVENTURE	800 TITAN XC	800 TITAN SP
Fuel Capacity (gallons/liters)	12/45.4	12/45.4	14/53	14/53	14/53
Overall Height (in./cm.)	46/116.8	46/116.8	57/145	48.5/123	54/137
Overall Width (in./cm.)	47/119.4	47/119.4	48/122	45/114	48/122
Ski Center Distance (in./cm.)	42.5/108	42.5/108	39-40-41/99.1-101.6-104.1	39-40-41/99.1-101.6-104.1	39-40-41/99.1-101.6-104.1
Estimated Dry Weight (lbs./kg.)	850: 472/214 600: 460/209	850: 452/205 600: 447/203	658/298	605/274	602/274
Overall Length (in./cm.)	121/307.4	121/307.4	129/328	129/328	129/328
Engine Type/Cooling	Liquid Cooled	Liquid Cooled	Liquid Cooled	Liquid Cooled	Liquid Cooled
Disc Brake Type	AXYS Race Radial	AXYS Radial	TITAN Hydraulic	TITAN Hydraulic	TITAN Hydraulic
Drive System Type	Chaincase	Chaincase	H-L-N-R Transmission	H-L-N-R Transmission	H-L-N-R Transmission
Drive/Driven Clutch	P-85/TEAM® LWT	P-85/TEAM® LWT	P-85/TEAM® BOSS	P-85/TEAM® BOSS	P-85/TEAM® BOSS
Front Suspension	AXYS Front Suspension	AXYS Front Suspension	AXYS Front Suspension	AXYS Front Suspension	AXYS Front Suspension
Rear Suspension	PRO-XC	PRO-XC	TITAN Articulated	TITAN Articulated	TITAN Articulated
Shock Package	WER® C/A Needle Hi-Lo	WER® C/A Needle or WER® C/A Needle Hi-Lo	FOX® Q53	FOX® Q53	Polaris IFP
Ski Type	PRO-STEER	PRO-STEER	Gripper or PRO-FLOAT	Gripper or PRO-FLOAT	PRO-FLOAT
Track Width/Length/Height (in.)	1.25 Ice Ripper/1.35 Cobra / 1.75 Backcountry	1.25 Ice Ripper / 1.35 Cobra / 1.5 Storm	1.5 or 1.8 Cobra	1.5 or 1.8 Cobra	20 x 155 x 1.8 Cobra
Color	Polaris Blue, Black, INDY Red	Various In Season Options	Polaris Blue, SnoTraveler, Black	Polaris Blue, SnoTraveler, Black	White Lightning
Electric Start	Option	Option	Standard	Standard	Standard
Gauge	PIDD or MessageCenter	PIDD or MessageCenter	PIDD	PIDD or MessageCenter	Digital
Special Features	Race-Ready Suspension and Brakes	Standard Underseat Storage	Lock & Ride Versa Touring Pass. Seat & Versa Storage Cargo Box and Rack, Mirrors	Integrated Lock & Ride Versa Storage Platform	Integrated Lock & Ride Versa Storage Platform

EXCLUSIVE MODELS FOR 2021

EXCLUSIVE MODELS. FACTORY CUSTOMIZATION.

SnowCheck has always been your chance to own a factory-customized sled featuring the shocks, colors and tracks you want, and it still is – but for '21, we're adding exclusive new models. Mountain riders can get RMKs featuring our new QuickDrive2 Drive System and Series 8 Tracks. For crossover and trail riders, SnowCheck is your only opportunity to get the new Switchback Assault 146 or INDY VR1 built on the all-new Matrix platform. Available with the proven 850 Patriot or the new powerful and fuel efficient 650 Patriot engine. Build yours at PolarisSnowmobiles.com

AXYS
850 PRO RMK

AVAILABLE COLORS




2021 **850 PRO RMK 155 / 3"**
SNOWCHECK EXCLUSIVE

SNOWCHECK EXCLUSIVE MODELS:

- > PRO RMK 155 / 2.75" Series 8 with QuickDrive2
- > PRO RMK 155 / 3" Series 7 with QuickDrive2
- > PRO RMK 163 / 3" Series 7 with QuickDrive2
- > PRO RMK 165 / 2.75" Series 8 with QuickDrive2
- > PRO RMK 174 / 3" Series 7 with QuickDrive2

QUICKDRIVE2 **Q2**

SNOWCHECK EXCLUSIVE FEATURES:

- > 2.75" Series 8 Track
- > QuickDrive2
- > SLS Springs
- > Carbon Fiber Overstructure with Carbon Fiber Bumper on 2.75" Models

AXYS
850 RMK KHAOS

AVAILABLE COLORS




2021 **850 RMK KHAOS 155 / 2.75"**
SNOWCHECK EXCLUSIVE

SNOWCHECK EXCLUSIVE MODELS:

- > RMK KHAOS 155 / 2.75" Series 8 with QuickDrive2
- > RMK KHAOS 155 / 3" Series 7 with QuickDrive2
- > RMK KHAOS 163 / 3" Series 7 with QuickDrive2
- > RMK KHAOS 165 / 2.75" Series 8 with QuickDrive2

QUICKDRIVE2 **Q2**

NEW MODEL 2021 **650 INDY VR1 129**
SNOWCHECK EXCLUSIVE



SNOWCHECK EXCLUSIVE MODELS:

- > 850 INDY VR1 with 1.25" Ice Ripper, 1.35" Cobra or 1.5" Storm
- > 650 INDY VR1 with 1.25" Ice Ripper, 1.35" Cobra or 1.5" Storm

AVAILABLE COLORS



SNOWCHECK EXCLUSIVE FEATURES:

- > Polaris 7S Digital Display
- > WER® Velocity Shocks
- > Carbon Fiber Overstructure
- > Upgraded Rail Beam Brace

MATRIX PLATFORM

NEW MODEL 2021 **850 SWITCHBACK ASSAULT 146**
SNOWCHECK EXCLUSIVE



SNOWCHECK EXCLUSIVE MODELS:

- > 850 Switchback Assault 146 with 1.35" Cobra, 1.5" Ice Storm, 1.6" Cobra or 2.0" Crossover
- > 650 Switchback Assault 146 with 1.35" Cobra, 1.5" Ice Storm, 1.6" Cobra or 2.0" Crossover

AVAILABLE COLORS



SNOWCHECK EXCLUSIVE FEATURES:

- > Polaris 7S Digital Display
- > WER® 2" Velocity Shocks
- > Carbon Fiber Overstructure
- > Upgraded Rail Beam Brace

MATRIX PLATFORM

3 SIMPLE STEPS TO TRUE FACTORY CUSTOMIZATION

- STEP 1** CHOOSE YOUR SLED
CHASSIS, ENGINE, TRACK
- STEP 2** CHOOSE YOUR COLOR
PANELS, TUNNELS, RAILS
- STEP 3** CHOOSE YOUR OPTIONS
SHOCKS, BARS, GAUGE, WINDSHIELD, STARTER

**BUILD YOURS AT
POLARISSNOWMOBILES.COM**

SAFETY RIDERS!
You Make Snowmobiles And Sleds
Safer To Ride

ISMA
International
Snowmobile
Manufacturers
Association



Polaris Sales Inc.,
2100 Hwy. 55, Medina, MN 55940
(763) 542-0500 Fax (763) 542-0599

Polaris Industries LTD.
50 Prairie Way, Winnipeg, Manitoba Canada R2J 3J8
(204) 925-7100 Fax (204) 925-7110

©2020 Polaris Industries Inc. Printed in USA. Part # 9948046

Photographed using a highly skilled professional operator under controlled conditions. Polaris recommends that all riders take a training course. Do not attempt maneuvers beyond your capability. Always wear a helmet and other safety apparel. Never drink and ride. Snowmobiles depicted in this brochure may feature Polaris® parts and accessories and are not standard features of the base model snowmobile they accompany. All performance and/or feature and benefit claims are based upon competitive data available at time of printing. For your nearest dealer, call 1-800-POLARIS or go to www.terrain domination.com. *Unless noted, trademarks are the property of Polaris Industries Inc. Pro Taper® is a registered trademark of Lacy Distribution, Inc. TEAM® is a registered trademark of TEAM Industries RydeFX® is a registered trademark and Ryde AFX™ is a trademark of Arvin Technologies, Inc. FOX® is a trademark of FOX Factory Inc. Walker Evans® is a registered trademark of Walker Evans Enterprises Corporation. SNOWGDER® is a registered trademark of EPG Media, LLC. All pricing, specifications, claims, and information contained in this brochure are based upon current knowledge and printed material available at time of publication. All pricing, specifications, and descriptions are subject to change without notice, and Polaris assumes no responsibility for changes in pricing or specifications. Polaris assumes no responsibility for any inaccuracies, opinions, or omissions in this brochure.